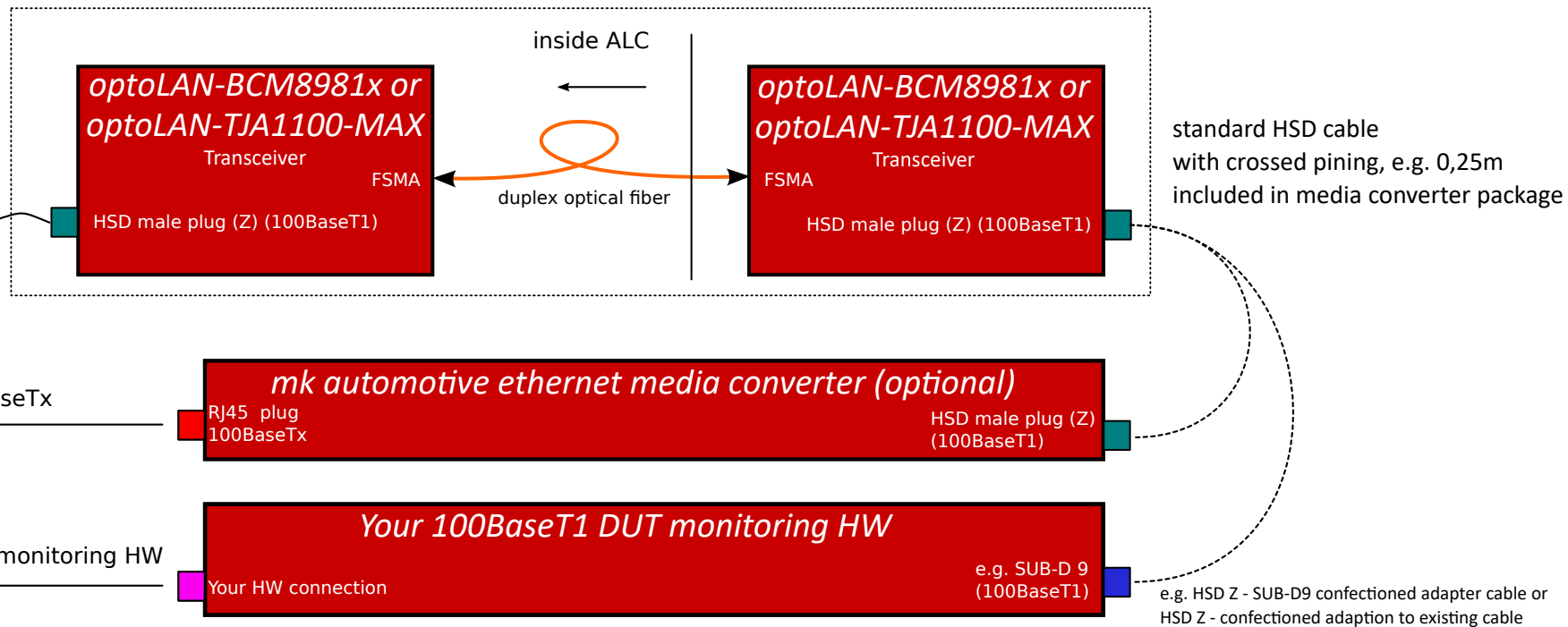


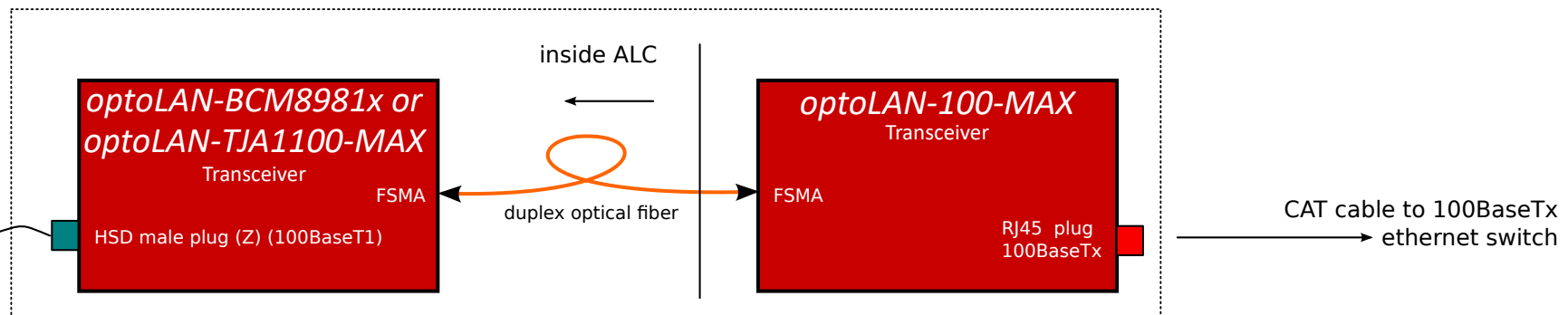
setup 1: T1 to T1

HSD adapter cable
see page 2 for
available options



setup 2: T1 to TX (built in media converter)

HSD adapter cable
see page 2 for
available options




DUT connection

open end HSD adapter cable (Dacar 535, shielded)
=> attach optoLAN to DUT with low cost self confection solution



confectioned open end HSD adapter cable (KROCAR 64996795), unshielded
=> attach optoLAN to DUT with original automotive ethernet cable



confectioned HSD adapter cable (to your original wire harness)
=> attach optoLAN to your DUT with your original wire harness



Monitoring connection

HSD-HSD cable
HSD adapter cable to connect optoLAN and mk media converter



confectioned HSD adapter cable (fitting to your monitoring HW)
e.g. HSD Z - SUB-D9 confectioned adapter cable (also available for 2 channels)
=> attach optoLAN to your monitoring HW

